


human geography



how people and
communities interact
with their
environment

physical geography




natural features
in the
environment

primary sources



a first-hand account from the
time, e.g. photographs,
paintings, speeches and
newspaper articles about the
environment

secondary sources



information created later or after an event, by someone who was not there at the time, e.g. atlases, books and newspaper articles written later in time

fieldwork



gathering
information in a real,
natural environment,
instead of in a
classroom

locality



a nearby area
or
neighbourhood

geographical questionnaire

Environmental Perception Survey

Date: _____ Time: _____

Location: _____

POSITIVE ASPECTS	+2	+1	0	-1	-2	NEGATIVE ASPECTS
High pedestrian count						Low pedestrian count
Low traffic count						High traffic count
Well tended and cared for buildings						Buildings in poor state of repair
Pleasant surroundings						Unpleasant surroundings
All buildings used						Boarded up or empty buildings
Little litter						Much litter

gathering data about
a place by asking
questions and
collecting answers

data

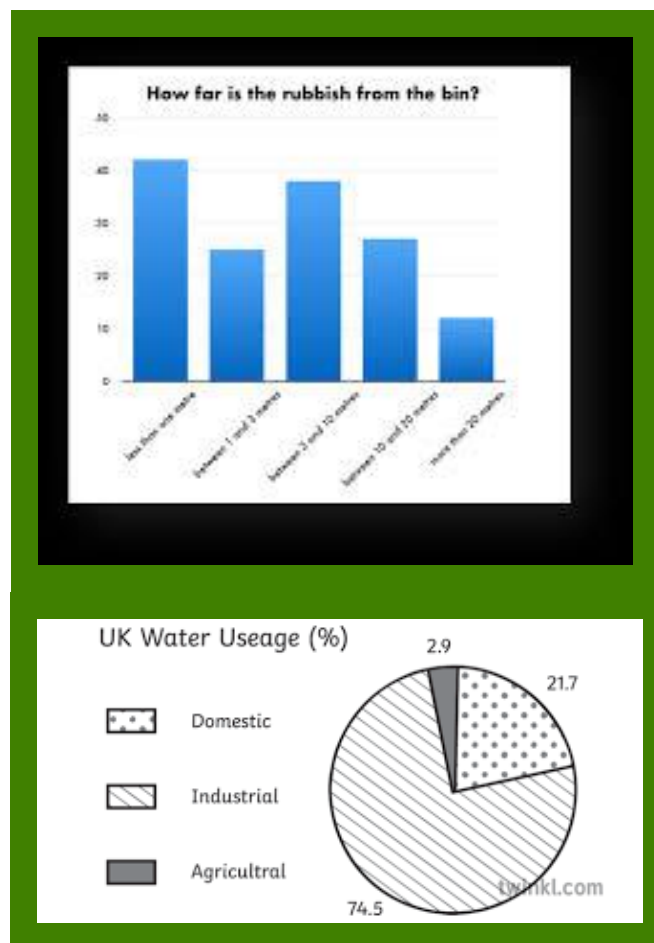
How far is the rubbish from the bin?

Distance from bin	Number of pieces collected
less than one metre	42
between 1 and 3 metres	25
between 3 and 10 metres	38
between 10 and 20 metres	27
more than 20 metres	12
Total	144

Activity	Hot Water Consumption (l)
Hand Washing	3
Showering	35
Bathing	120
Cleaning	3 (pppd)
Cooking	2 (pppd)
Dishwashing	20
Washing Machine	30

the information
collected from
your
questionnaire

pictorial results



presenting your data
as a picture, e.g bar
charts, pie charts