



**Wood End Park  
Academy**

# **Year 2**

# **DT Autumn 1**

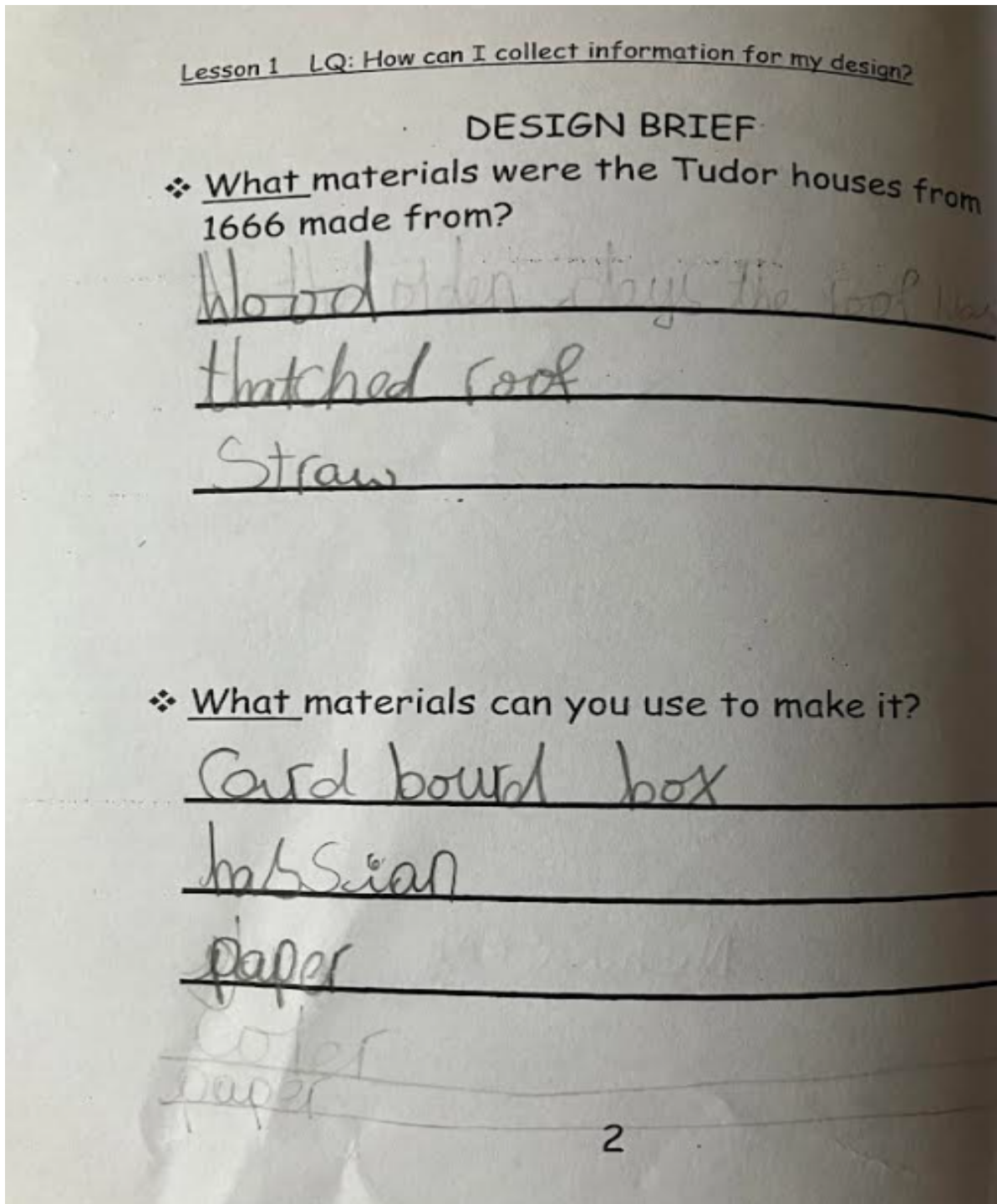
## **Great Fire of London Houses**

### **Intent of the unit:**

In this unit the children will be able to apply their knowledge learnt from their history topic, where the pupils will learn about events that took place during the Great Fire of London. This link will capture the imaginations of pupils and allow them to identify patterns of information between subjects, which will help to enforce key knowledge. Children will also have the opportunity to design a building and create it using a range of materials. This links with their science topic where children will be learning and carrying out experiments with different materials. The cross curricular links will stimulate children's curiosity and will promote a love for learning. Through this DT activity children will be inspired to create and understand the purpose of engineers and architects.

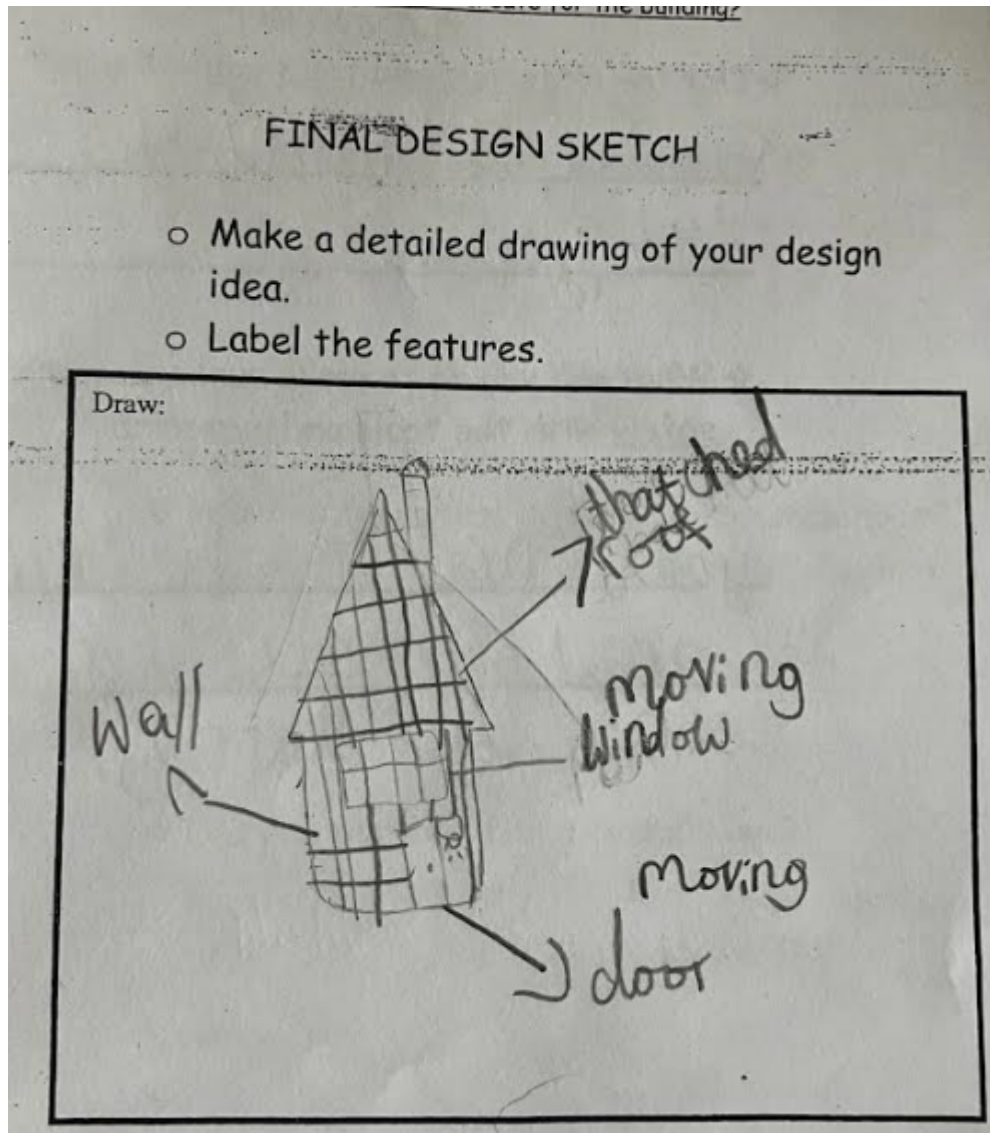
## LQ: How can I collect information about my design?

In this lesson, children will generate ideas and plan what to do next, based on their experience of working with materials and components.



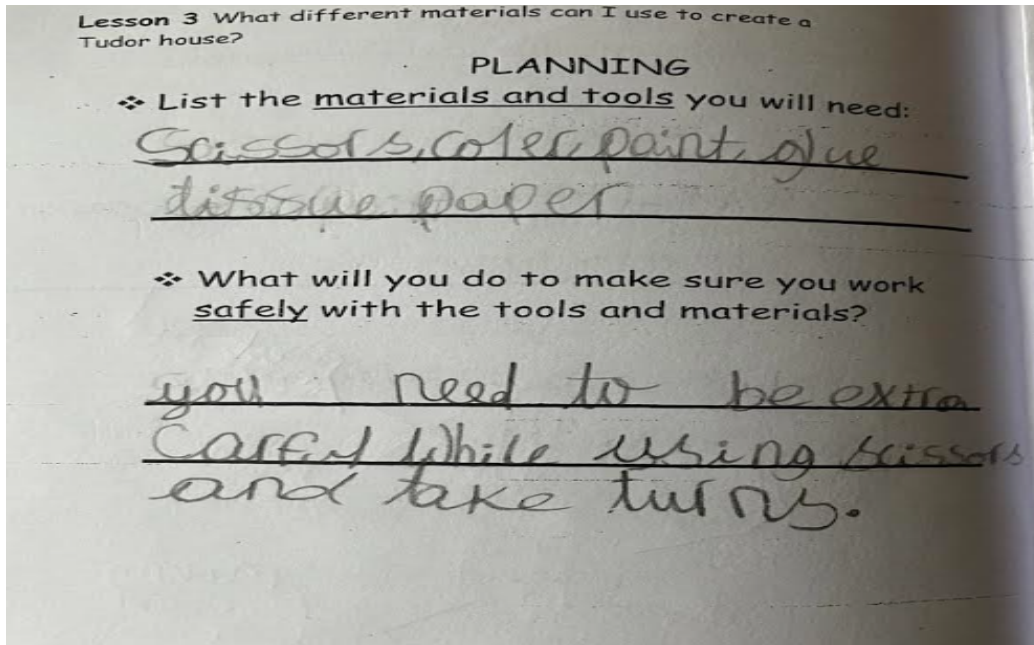
## LQ. How can I create a design for my building?

In this lesson children will work on their design and create a design that is purposeful, functional and appealing to the audience based on the design criteria.



## LQ. How can I use different materials to create a Tudor house?

In this lesson, children will use a wide range of materials and components to assemble, join and combine construction materials and textiles.




## LQ. What materials can I create using texture?

In this lesson, children will create the right texture for their building, to make it look like a traditional building found around the time of the Great Fire of London.



## LQ. How can I create a moving part?

In this lesson, children will be making windows and that some of these doors and windows will move.



## LQ. How can I evaluate my design and suggest improvements?

In this lesson, children will be given an opportunity to evaluate their work and suggest improvements.

Lesson 6 LQ: What skills can I use to evaluate my design and suggest improvements?

### EVALUATION

❖ Does your Tudor house look like your design?

My teams Tudor house looks  
nice because it looks like the  
one that my team wanted  
to make.

❖ Does your product work? How can you test this?

It did work because we  
took turns

❖ How could you improve your Tudor house?

To improve my Tudor  
house is to put more black  
stripes.