



**Wood End Park
Academy**

Year 4

Spring 2 Art

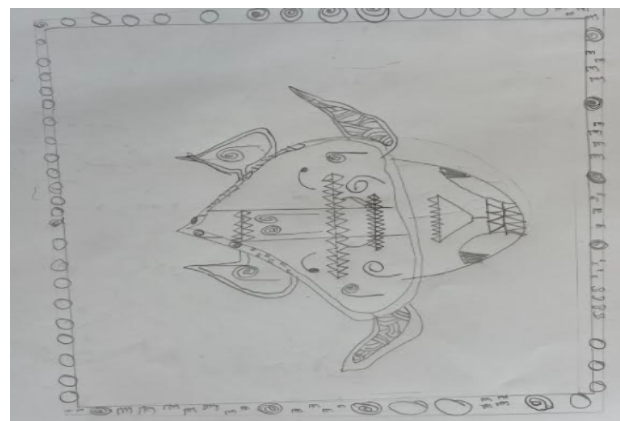



Cultural Patterns

Intent of the unit:

The children will be investigating and learning more about how culture impacts how patterns and colour are used to express meaning especially in their own and native groups around the world including Aboriginal tribes. They will apply this learning to create their own piece of work which expresses meaning to them which can also have elements of their own personal family culture - pattern and/or colour. Additionally, they will also be learning in more depth about different painting techniques and how these impact the effectiveness and message of an art piece overall. Children will then reflect on their art work allowing them to think about the meanings they have expressed through it and its effectiveness as a medium, as well as evaluating their piece.

LQ: What cultural elements are used in pattern creation?

The children investigated the different patterns throughout native cultures in Australasia and applied these to a rough draft of their final piece also incorporating ideas from their own cultures and cultural patterns.



LQ: Why do different artists use different methods and techniques to create their artwork?

In this lesson, the children investigated different painting styles thinking about the effectiveness of them and how they could be used to add variation and depth to their final pieces. New styles including scumbling, sgraffito and wet-in-wet painting.



LQ: What effect will different techniques have on my art work?

In this lesson, the children applied what they have learnt so far to create their final pieces. They have used cultural patterns throughout the border of their artwork and displayed different cultural patterns and different mediums within the animal on their final piece. We used darker colours for the background to allow the colours to pop also allowing the children to understand how contrast allows colours to be more effective.





LQ: Can I use my evaluations to improve my art work?

In this lesson the children evaluated their work. They thought about and then discussed what they liked about their work and what they would change next time.