





Phonics Screening Check

Check 1
Section 1

stip	
prool	
darps	
thand	

SCHOLASTIC Practice for the Phonics Screening Check Page 7 of 16

Phonics Screening Check

- National Check – in June
- Year 1 children and some Year 2 children
- To ensure that children are able to use phonics to decode new words

What is Phonics?

- Phonics is a way of teaching children to read
- First taught individual letter sounds E.g. **t**
- Then taught the sounds that different combinations of letters make. E.g. **ay oi er igh**
- Blend these sounds together from left to right to make the word. E.g. rain r - ai - n

Why do we teach reading using Phonics?

Research has shown that synthetic phonics is the most effective way of teaching young children to read.

In the past, children were taught to memorise 'sight' words. Now, children are taught to recognise phonic patterns which enables them to work new words.

Sight word: play

Phonics: ay play, day, say, way, stay, spray, crayon, pray, away, etc.

Format of the Phonics Screening Check

- Child reads on their own to teacher
- Booklet – 40 words
- Real words and invented words
- Different words each year

“Alien Words”

- Invented words are included in the check to make sure that children are able to use phonics to work out words that they have not seen before
- Invented words have a picture of an imaginary creature by them
- We call them ‘alien words’
- We practise ‘alien words’ at the end of every phonics lesson



vab



vud



vep

Results of the Phonics Screening Check

- Reported to parents before the end of the Summer Term
- Any child not passing will receive extra help with Phonics in Year 2

Helping Your Child with Reading and







• Phonics

Parent Packs – help your child to practise:

- Sound Cards
- Real words
- Alien words
- Tracking sheets

ReadWrite Inc Books

- Phonics- based books
- Help your child do the practice section at the front of the book
- Your child should 'sound out' and then blend the 'Green Words' in the practice section
- When reading the book encourage your child to use phonics to 'sound out' any words that they do not know



Phonics Games

- School website – Helping at Home Section

<http://www.woodendpark.hilingdon.sch.uk>

- Hear all of the phonemes:
- http://www.lesleyclarkesynteticphonics.co.uk/index.php?option=com_content&view=category&id=125&Itemid=10005
[2](#)
- There are many free games on the internet and for iPads etc.

Encourage a Love of Reading!

- Carry on reading stories to your child even if he/she is a good reader
- Encourage your child to read wherever they go – e.g. shop signs, labels, etc.
- Reminder: Last Friday of every month at 3pm, come in to read with your child.
- Year 1 are also looking for volunteers to help in the year group. If anyone is interested, please let your child's class teacher know.

