



# Phonics Screening Revision Lessons


# Lessons 2 & 3:


## Focus GPCs: split digraphs


a\_e  
  
c\_k\_

e\_e  
  
centip\_d\_

i\_e  
  
d\_c\_

o\_e  
  
b\_n\_

u\_e  
  
(yoo)  
c\_b\_

u\_e  
  
(long oo)  
fl\_t\_

# Recap all GPCs: say sound then picture

## Phase 2



## Phase 3




## Phase 5a



## Phase 5b



# Reading



make


tale

game

blame

shave

flakes



Pete

athlete

compete

concrete

complete

deletes



ride

hive

while

crime

shine

times

# Reading



cone

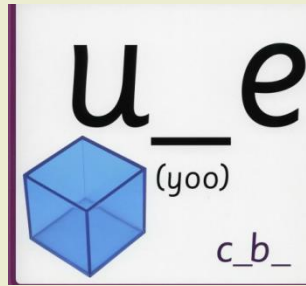
phone

mole

homes

stones

alone



cute


use

tube

dunes

amuse

dispute



lute

rude

prune

rule

brute

flutes

Give children a word to write for each split digraph

a\_e



c\_k\_

e\_e



centip\_d\_

i\_e o\_e



d\_c\_



b\_n\_

u\_e



(yoo)

c\_b\_

u\_e



(long oo)

fl\_t\_

# Blending practice end clusters

-lk

elk

ilk

ulk

-mp

amp

emp

imp

omp

ump

-nk

ank

enk

ink

onk

unk

# Alien words



**gube**



**droke**



**fruse**



**crotes**



**zutes**



**shrode**



**rukes**



**plope**



**kine**



**shripe**



**nides**



**splize**



**bame**



**jaze**



**quane**



**dade**



**tremes**



**swese**



**letes**



**brene**

# Individual Practice

1. Look at the word carefully.
2. Use 'Peter Pointy' finger to point to sounds and put on sound buttons
3. THINK are there any digraphs?
4. If you see a digraph but can't remember it, look at the picture on the wall to remind you.
5. Remember to blend the word.

Give out practice words

