

YEAR 3 – SPRING Newsletter



Wood End

An Academy in The Park Federation

Address: Judge Heath Lane, Hayes, Middlesex, UB3 2PD
Tel: 0208-573-7529 E-Mail: wepaoffice@theparkfedera

January 2023

Thank you for the ongoing efforts during the Autumn term. By maintaining consistency in your child's education, the children keep progressing and developing their skills each and every day!

Year 3 Team

Deputy Principals: Mrs Gamble

Year Team Leader: Mrs Johnson

Teachers

3MJ: Mrs Johnson 3AT: Mrs Tambu

3MC: Ms Cotterel 3JE: Miss Englebrecht

HLTA: Mrs Littlechild

LSAs:

Mrs Buckingham

Mrs Ali-Butt

Mrs Sood



Reading at Home

Regular reading practice assists in building confidence as well as pleasure. Please do try to ensure your child reads once a day for 20-30 minutes and record this in your child's reading diaries every day. This is checked every morning in class.

Homework sent home and is based on topics the children are learning about in class. This practice helps your child to independently apply the strategies learned in school.



Behaviour


Children will continue to receive a stamp in their diaries for good choices and behaviour. Please monitor and discuss with your child at home.

When they collect enough stamps, they will receive a prize every half term!




English This term, we will be writing Diary entries, Persuasive Letters and Poetry with a focus on the use of expressive and figurative language to describe feelings. In addition, the children will use emotive language to persuade and engage the reader. The Year 3 children will become effectively persuasive writers by the end of the term!

Maths During Spring term, our maths lessons will continue to develop their ability to calculate different monetary amounts, and how much change will be left over from spending specific values of money. The next topic will be Place Value, Addition and Subtraction - please see Google Classroom for knowledge on this subject.



Science The focus for Science will be planting and investigating the best environment for seed growth-again see Google Classroom for further information.



History and Geography

We will be learning about the Romans in history this term. Fortunately, we have arranged for Year 3 children to visit the Verulamium Museum (which is built on the site of one of the largest Roman cities in Britain) and is filled with ancient treasures and some of the finest mosaics outside of the Mediterranean.

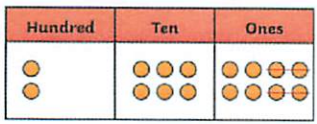

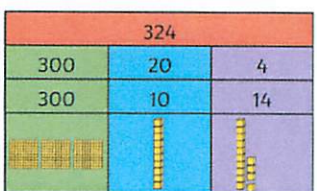
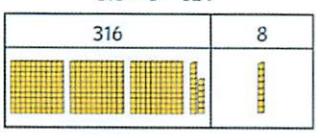
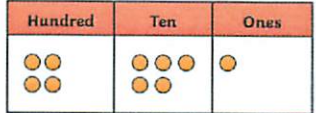

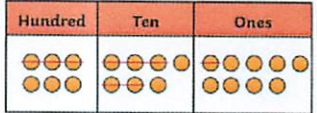
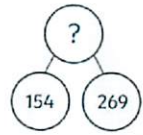
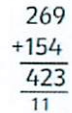



Geography this term will focus on the fascinatingly enchanting Amazon Rainforest. Lots of interesting facts will be coming your way parents!

Spring Term Curriculum

Addition and Subtraction




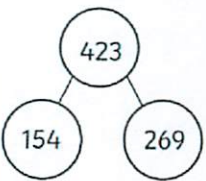
Knowledge Organiser

Key Vocabulary	Addition and Subtraction Methods		
add	3 digit and 1 digit numbers Not crossing 10s $268 - 4 = 264$  $343 + 6 = 349$  Crossing 10s (Exchanging)  $316 + 8 = 324$  $324 - 8 = 316$	3-digit and 2-digit numbers Add and subtract tens  $451 + 3 \text{ tens} = 481$ ($5 + 3 = 8$) $451 - 4 \text{ tens} = 411$ ($5 - 4 = 1$) Crossing 10s (Exchanging) $258 + 80 = 338$ • Column method • Count in 10s mentally • Add 100, subtract 20 Crossing 10 and 100 $368 + 73 = 441$ 	3-digit numbers Not crossing $679 - 351 = 328$  Crossing 10s (Exchanging)  $269 + 154 = 423$  $4101 - 268 = 3833$ 
total			
plus			
sum			
more			
altogether			
difference			
subtract			
less			
minus			
take away			
column addition			
column subtraction			
exchange			
estimate			
inverse operation			
solve problems			
number facts			
place value			

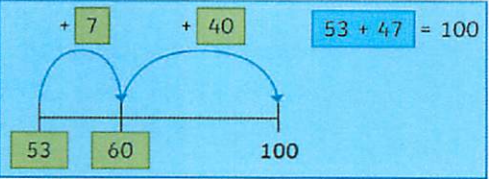
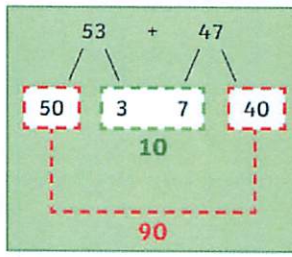
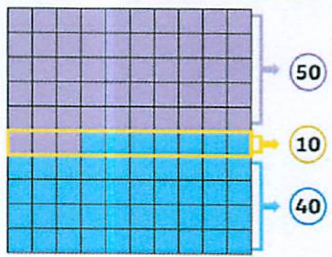


Addition and Subtraction

Knowledge Organiser

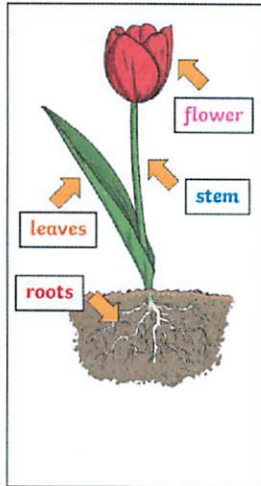
Estimate	Check Answers				
Divide number lines into smaller sections to help estimate marked numbers. Estimate by dividing the hundred into 250 and 225. Estimate 10s (230, 240) between 225 and 250.  Estimate $167 - 89$ Use near numbers $170 - 90 = 80$ Near numbers: 	 $347 - 74 = 273$ can be checked using $273 + 74 = 347$ This part whole shows the inverse calculations using these three numbers.  <table border="1"> <tr> <td>$154 + 269 = 423$</td> <td>$269 + 154 = 423$</td> </tr> <tr> <td>$423 - 154 = 269$</td> <td>$423 - 269 = 154$</td> </tr> </table>	$154 + 269 = 423$	$269 + 154 = 423$	$423 - 154 = 269$	$423 - 269 = 154$
$154 + 269 = 423$	$269 + 154 = 423$				
$423 - 154 = 269$	$423 - 269 = 154$				

Complements to 100

 $53 + 47 = 100$	 $53 + 47 = 100$	 $53 + 47 = 100$
--	---	--




Key Vocabulary	
roots	These anchor the plant into the ground and absorb water and nutrients from the soil.
stem	This holds the plant up and carries water and nutrients from the soil to the leaves . A trunk is the stem of a tree.
leaves	These make food for the plant using sunlight and carbon dioxide from the air.
flowers	These make seeds to grow into new plants. Their petals attract pollinators to the plant.
nutrients	These substances are needed by living things to grow and survive. Plants get nutrients from the soil and also make their own food in their leaves .
evaporation	When a liquid turns into a gas.



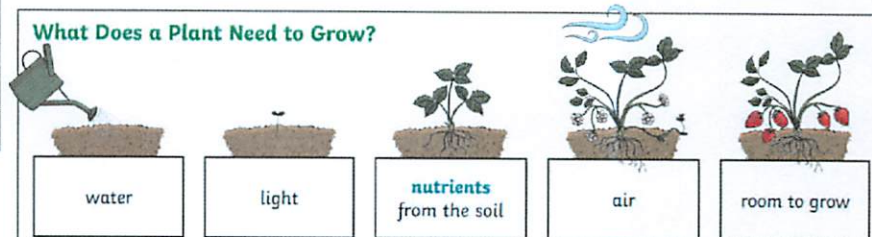
How Water Moves through a Plant

1. The **roots** absorb water from the soil.
2. The **stem** transports water to the **leaves**.
3. Water **evaporates** from the **leaves**.
4. This **evaporation** causes more water to be sucked up the **stem**.



The water is sucked up the **stem** like water being sucked up through a straw.

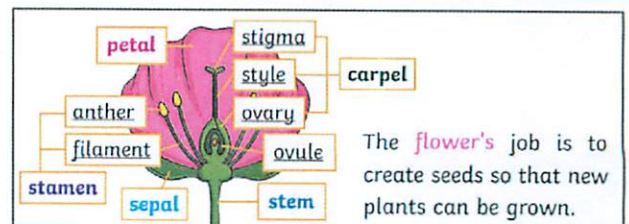
What Does a Plant Need to Grow?



Different plants vary in how much of these things they need. For example, cacti can survive in areas with little water, whereas water lilies need to live in water.

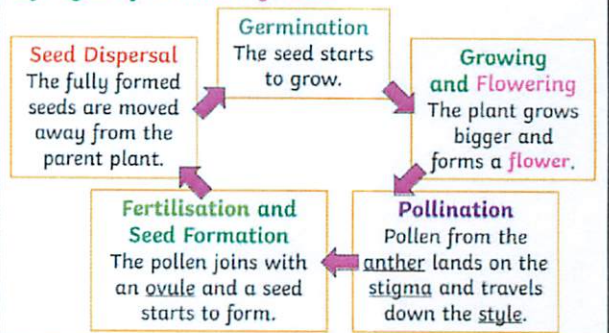
To look at all the planning resources linked to the Plants unit, [click here](#).

Key Vocabulary	
fertilisation	When the male and female parts of the flower have mixed in order to make seeds for new plants.
petal	The brightly coloured part of the flower that attracts insects to pollinate the plant.
stamen	The male parts of the flower . The stamen is made up of the anther and the filament. The filament's job is to hold up the anther. The job of the anther is to make the pollen.
carpel (pistil)	The female parts of the flower . Made up of the stigma, style and ovary. The job of the style is to hold up the stigma. The stigma collects the pollen when a pollinator brushes by it. The ovary contains the ovules, which are the part of the flower that gets fertilised and eventually becomes the new seed.
sepal	Leaf-like structures that protect the flower and petals before they open out.
pollination	When pollen (a fine powdery substance produced by a flowering plant) is moved from the male anther of a flower to the female stigma.
pollinator	Animals or insects which carry pollen between plants. Examples include birds, bees and bats.
germination	When a seed starts to grow.
seed dispersal	A method of moving the seeds away from the parent plant so that the seeds have the best chance of survival.



The **flower's** job is to create seeds so that new plants can be grown.

Life Cycle of a Flowering Plant



Seed Dispersal

Seeds can be dispersed by:

