











Unit	Nursery Intent	Nursery Text	Reception Intent	Reception Text
Autumn Term				
<p>1 5th and 12th Sept</p>	<p>All About Me What is a family? Who is in my family? How do my family and friends make me feel? Pupils realise the differences in each other and in the makeup of families.</p> <p>Key Vocabulary <i>My family, same, different, mum, Dad, brother, Sister</i></p>		<p>All About Me Build on Nursery Unit. Revise the concept of family. Know who they will have in school and how each person will be important. Know the name and address of their school. <i>Family, friends, people, Wood End Park Academy.</i></p>	
<p>2 19th and 26th Sept</p>	<p>All About Me Revise concept of 'family' and 'friends'. Know how to make friends. Know how to recognise feelings and how to help each other.</p> <p>Days of the week - school days and weekends.</p> <p>Key Vocabulary : <i>Happy, sad, scared, excited</i></p>		<p>Can I learn a fairy tale? Billy Goats Gruff. Within this pupils learn the concepts of: 'small', 'medium' and 'big'. Pupils explore building and making bridges in their creative work. Goldilocks. Pupils revise: 'small', 'medium' and 'big'. Learn alternative words too. Learn names of places: <i>forest</i> and <i>cottage</i>. One lesson: Three Little Pigs story and learn names of material: <i>straw, wood</i> and <i>brick</i>.</p>	


<p>3 3rd Oct and 10th Oct</p>	<p>All About Families Pupils learn the terms: sister, brother, mum, dad, grandparents, cousin, uncle and aunt. Pupils learn stories about families.</p> <p>Pupils learn of different traditions that are followed by families of different cultures- the clothes they may wear. Pupils use words to describe.</p> <p>Key vocabulary Mum Dad Sister ,brother ,grandparent</p>		<p>How do we grow food? Concepts of 'harvest' and 'farming' are introduced. Little Red Hen: pupils learn of how bread is made and have an opportunity to describe 'wheat'. The Enormous Turnip: learn that some food grows in another way to wheat, how to plant in soil.</p>	
<p>4 17th Oct Half Term 31st Oct</p>	<p>Light and Fire The story of Diwali Festival of lights- pupils draw fireworks and learn the language to describe them: swirls, burst etc. Pupils learn the word 'celebration' and know the families who may celebrate Diwali.</p> <p>Learn the story of Guy Fawkes</p> <p>Key words Celebration ,Diwali,Fireworks Light</p>		<p>Light and Fire Revise the story of Diwali Revise the families who celebrate Diwali. Know the characters of Sita, Rama and Ravana. Know how to describe them Create diva lamps and can say how they were used in the story</p> <p>Story of Guy Fawkes</p> <p>Maths: Nicola English:</p>	

<p>5 7th Nov and 14th Nov</p> <p>SWAP 5 and 6</p>	<p>Autumn to Winter</p> <p>Know the season is going to change from autumn to winter. Know the changes to expect as the seasons change.</p> <p>Collect autumnal items and describe these. Describe the weather. Know the clothes we need to stay warm: test items.</p> <p>Know names of animals who will hibernate.</p> <p>Freezing ,cold melt fox badger,mole hedgehog</p>		<p>Autumn to Winter</p> <p>Revise the <i>season</i> we will move into.</p> <p>Learn the story: one snowy night and be able to describe the animals in the story. Understand the concept of '<i>hibernate</i>'.</p> <p>Learn the story: ten little lights. Understand the concept of being cosy and '<i>invitation</i>'.</p>	  <p>Reception use this book</p>
<p>6 21st and 28th Nov</p>	<p>Little Red Riding Hood</p> <p>Concept of 'woods'. Revise 'family' and 'grandparents.'</p> <p>Concept of 'kindness'.</p> <p>Pupils develop language to describe the wolf and red riding hood.</p> <p>Learn the name of the feature body part and what they are used for e.g. eyes are used for seeing.</p> <p>Scared , kind , brave ,</p>		<p>Gruffalo</p> <p>Concept of 'woods'</p> <p>Gruffalo's Child</p>	


<p>7 5th and 12th December</p>	<p>Christmas</p> <p>Know the story of the Nativity and the ideas behind Father Christmas.</p> <p>Learn specific winter words: 'snowman', 'igloo' and 'snow globe'. Test the scientific idea of 'freezing' and 'melting'</p> <p>Key words : christmas ,celebration present Star .snowglode angel wings father christmas</p>		<p>Christmas</p> <p>Revise the story of the nativity and be able to re-tell. Compare figures in the story to the people in the Diwali story.</p> <p>Revise the concept 'celebration'.</p> <p>Revise the science idea of 'freezing' due to the cold weather.</p>	
<p>Spring Term</p>				
<p>8</p>	<p>People who Help Us: doctors and nurses</p> <p>Know the role of doctors and nurses. Understand who can be a doctor or a nurse. Understand what you have to be like to be a doctor or a nurse. Know the concept of 'hospital' and 'ambulance'. Use a thermometer. Link to freezing and melting work in the last unit.</p> <p>Help, emergency ,hospitail Doctor and nurses</p>		<p>People who Help Us: doctors, nurses and vets</p> <p>Revise the concepts of doctors and nurses. Learn a wider range of equipment that they use. Discuss what you need to be like to be a good doctor or a good nurse.</p> <p>Learn the concept of a 'vet'. Understand how a vet looked in the past. Understand how equipment a vet has now is different to the past.</p>	

<p>9</p>	<p>Police and Firefighters Know how the police and firefighters help us and how they look - describe their uniform. Understand who can be a police officer or firefighter. Know the characteristics of a good police officer or firefighter. Know concepts of ' police car', 'siren', 'fire engine' 'ladder' and 'hose'.</p> <p>Fire Safety revised. Key words : emergency ; uniform , fire engine ,police car</p>		<p>Police and Firefighters Build on learning from nursery of the role of the firefighter and police officer. Describe their uniform and compare to how this looked in the past. Understand how equipment has changed and what police and firefighters use now. Develop good questions to ask a police officer and a fire fighter. Write about a visit from a fire engine.</p>	
<p>10</p>	<p>Who Helps us in School? Revise the name of Teachers that look after the use and address of our school. Describe what nursery has and who helps us in nursery; who helps us in school.</p> <p>How can we make nursery better?</p>	<p>Our own book all about nursery</p>	<p>Who Helps us in School? Revise the role of the teacher and look at how schools were in the past. Pupils form opinions on which type of school they prefer.</p> <p>Learn work of the kitchen staff, SMSAs, cleaners and site team.</p>	
<p>11</p>	<p>Life Cycles Learn the concept of growing. Pupils revise how they have grown from being a baby. Learn concept of 'living thing' and learn that animals are living things too. Learn cycle of a butterfly. Experience observe ducklings hatching.</p> <p>Hatch , new ,grow ,</p>		<p>Life Cycles Revise the concept of a 'life cycle' and how a butterfly is formed. Learn how others are born- like humans, Observe how chicks hatch from eggs. Describe this experience.</p>	

12	<p>The Farm</p> <p>Revise 'life cycles'. Know animals that can be found on a farm and how each is born. Describe animals that can be found on a farm.</p>		<p>The Farm</p> <p>Farmer Duck</p> <p>Revise the days of the week; use sounds to spell these words.</p> <p>Jasper's Beanstalk</p> <p>Know animals that live on a farm and what their young are called.</p>	
13	<p>The Zoo</p> <p>Revise a farm and know how a zoo is different. Learn names of animals that can be found in the zoo and show on a world map where the animal can be found in nature.</p> <p>Pupils develop language to describe each zoo animal.</p>		<p>The Zoo</p> <p>Revise the animals that can be found in a farm and those that can be found in a zoo, Build on bank of zoo animal names the children know e.g. names of different types of monkeys.</p> <p>Pupils develop language to describe each zoo animal and place words into sentences.</p> <p>Poetry RSPCA</p>	
Summer Term				
14	<p>Magic</p> <p>Jack and the Beanstalk story</p> <p>Revise the concept of growing food and discuss the magical element in the story of the giant beanstalk and the golden items.</p> <p>Concept of 'giant'.</p>		<p>Magic and Fairies</p> <p>Concept of 'imagination' and 'magic'. Fairies. Poetry unit too-hearing aids and communication.</p>	

<p>15</p>	<p>Space Concept of 'space' and 'planets'. Know the role of an 'astronaut' and 'rockets'.</p>	 <p>The image shows the cover of the book 'Man on the Moon: A Day in the Life of Bob' by Simon Bartram. It features a cartoon astronaut in a white spacesuit with a crescent moon on the chest, running on the yellow, cratered surface of the moon. The background is a dark blue space with stars and a large, glowing yellow sun or moon.</p>	<p>Dinosaurs and Space Pupils realise that dinosaurs lived a long time ago. We do not know much about them. Learn how people have found out about dinosaurs. Learn concept 'extinct' Know 'herbivore' and 'carnivore' Pupils realise we do not know much about space too. Space travel and learn names of the planets.</p>	
<p>16</p>	<p>Superheroes Revise concept of 'magic'. A superhero can have magical powers. Pupils realise what super powers a person could have. Form an opinion on the power they would like and why. Know how of prince and princess stories. Know what a castle looks like.</p>	 <p>The image shows the cover of the book 'Ten Little Superheroes'. It features ten small, colorful cartoon superhero characters arranged in two rows of five. Each character has a unique color scheme and superhero costume. The title 'TEN LITTLE SUPERHEROES' is written in a stylized, bold font across the middle of the characters.</p>	<p>Superheroes Pupils revise the super powers a person could have and what can be done with them. Learn the concept of 'knights' who existed a long time ago and would fight for good. Know the concept of 'villain'</p>	

<p>17</p>	<p>Around the World Knowing the continents of the world. Revise the animals that can be found in other parts of the world. Know how we can travel from one country to another with focus on travelling across the seas.</p>		<p>Around the World Seasides. Pupils are able to describe a seaside and the weather needed to enjoy the seaside. Learn of items we may use at the seaside. Seas. Learn the concept of 'pirates' and their travel on the seas to different countries.</p>	
<p>18</p>	<p>Under the Sea Learn names of creatures that live in the sea. Develop language to describe these creatures.</p>		<p>Seas and Oceans Rainbow Fish story- know the concept of 'scales' on a fish and create own rainbow fish. Commotion in the Ocean- concept of 'pollution' and looking after our waters.</p>	
<p>19</p>	<p>Being Active Learn names of parts of the body, especially the heart and how exercise is good for our body and mind.</p>		<p>Being Active Circus Sports Day</p>	

<p>20 One week</p>	<p>Graduation</p>	 <p>Ashton Evans Illustrated by Sabdo Puri</p> <p>And Off You Go Change the World</p>	<p>Graduation</p>	
------------------------	--------------------------	---	--------------------------	--