


# Phonics Screening Revision Lessons

# Lesson 4:

Focus GPCs: 'soft' c and g

c - city and g - giant



# Recap all GPCs: say sound then picture

## Phase 2



## Phase 3



## Phase 5a



## Phase 5b



Letter 'c' makes "s" sound if followed by e i y  
Read these words:

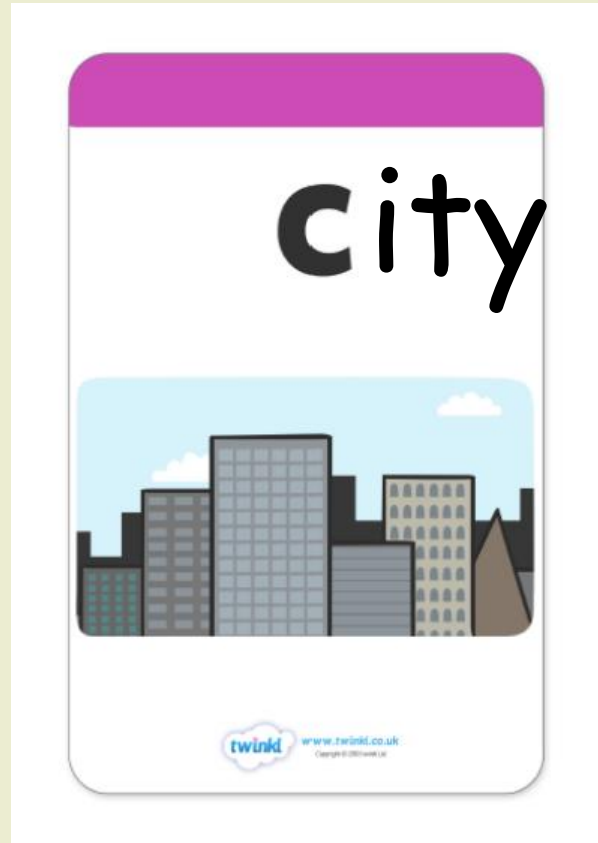
city

circle

cinema

cell

central



cymbal

'ce' at the end of a word makes one sound:  
"s"

face

ice

puce

fence

lace

dice

truce

pence

pace

lice

mince

race

mice

space

nice

Letter 'g' sometimes has "j" sound if followed by  
e i y

giant

magic

gem

gel



gym

But in these words the 'g' sound does not change: **get girl**

'ge' at the end of a word: one sound "j"

cage

age

plunge

page

huge

hingege


rage

fringege

stagege

wage

Give children a c - city and g - giant word to write





## Blending practice end clusters

-nt

ant

ent

int

ont

unt

-xt

axt

ext

ixt

oxt

uxt

-pt

apt

ept

ipt

opt

upt

# Alien words



**ce**



**pluce**



**frice**



**nace**



**cruce**



**brice**



**frace**



**slece**



**nage**



**stunge**



**muge**



**thuge**



**crage**



**chinge**



**plinge**



**plage**

# Individual Practice

1. Look at the word carefully.
2. Use 'Peter Pointy' finger to point to sounds and put on sound buttons
3. THINK are there any digraphs?
4. If you see a digraph but can't remember it, look at the picture on the wall to remind you.
5. Remember to blend the word.

Give out practice words

